

Type 40 Exhaust Heads

- Threaded or Flanged Connections
- Cast Iron, Carbon, or Stainless Steel Construction

FEATURES

- Choice of Cast or Fabricated Construction
- Removes 99% of Liquid and Solid Entrainment Particles Larger Than 10 Microns
- No Required Maintenance
- Highly Efficient
- Virtually No Back Pressure



Model 40EHC
(Cast)

Eaton Type 40 Exhaust Heads are designed to separate entrained water and oil from exhaust air, gas, or steam prior to being discharged directly into the atmosphere. They remove more than 99% of liquids and solids over 10 microns in size from the discharged flow, reducing maintenance costs on roofs and surrounding objects.

Operation

Moisture-laden gas, air, or steam enters at the inlet of the exhaust head where it is directed into a centrifugal upward motion. The entrained solids and moisture droplets are separated out by a reduction in velocity and fall into a drain reservoir.

Model 40EHC Rugged Cast Iron Construction

The Eaton Model 40EHC Exhaust Head is designed for long service life. Its body, cover and separating elements are made of high tensile strength cast iron. Sizes 3" and smaller have threaded NPT connections. 5" and larger have 125 lb. flanged connections.

Size 4" models can be ordered with flanges or threads. The flange bolt holes are drilled to straddle the center line of the drain outlet. Flanges are cast integral with the body and have slotted holes, which are recessed to prevent the bolt heads from turning.

Model 40EHMF Fabricated Carbon or Stainless Steel Construction

The Eaton Model 40EHMF Exhaust Head is welded at all joints to withstand heavy duty usage. These exhaust heads work at high temperatures and remain efficient even when steam or gas is discharged at high velocities. The Model 40EHMF has been designed to minimize the noise associated with high discharge velocities.

The units permit free flow of steam, gas or vapors with an absolute minimum of back pressure. They feature a separating element of 304/304L stainless steel, and the entire exhaust head can be ordered in 304/304L or 316/316L stainless steel if required.

Model 40EHMF
(Fabricated)



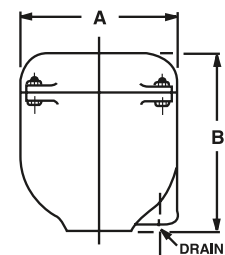
Type 40 Exhaust Heads

Model 40EHC - Cast Iron

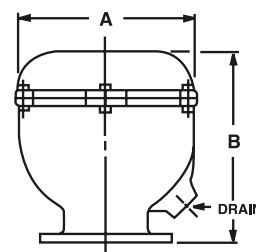
Dimensions*: (in/mm)

	Pipe Size	Diameter A	Height B	Drain Connection (NPT)	Flange O.D.	Weight (lb/kg)	Capacity (lb) Exhaust Steam/Hr at Atmospheric Pressure (14.7 psia)	Capacity (SCFM) Exhaust Air at Atmospheric Pressure (14.7 psia)
Threaded Inlet	1	5.25 / 133	6.12 / 156	1/2	—	11 / 5	160	45
	1-1/2	5.25 / 133	6.12 / 156	1/2	—	11 / 5	370	100
	2, 2-1/2	7.5 / 190	8.87 / 225	3/4	—	25 / 12	1000	280
	3	8.75 / 222	11.25 / 286	3/4	—	40 / 18	2100	500
	4	10 / 254	11.87 / 392	1	—	50 / 23	2700	700
Flanged Inlet	3	8.75 / 222	14.75 / 375	3/4	7.50 / 190.5	40 / 18.2	2100	500
	4	10 / 254	15 / 381	1	9 / 229	68 / 31	2700	700
	5	13 / 330	14 / 356	1-1/2	10 / 254	90 / 41	4000	1100
	6	14.75 / 375	18.75 / 476	1-1/2	11 / 279	115 / 52	6000	1700
	8	18 / 457	20 / 508	2	13.5 / 343	190 / 86	10,500	2900
	10	23 / 584	24 / 610	2	16 / 406	335 / 152	16,000	4500

* Please contact your responsible Eaton Area Sales Manager for exact Dimensions



Threaded

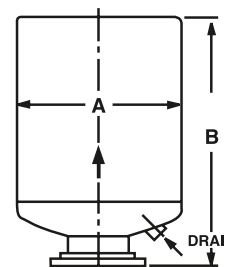


Flanged

Model 40EHMF - Fabricated Carbon or Stainless Steel

Dimensions: (in/mm)

Pipe Size	Diameter of Outlet	A	B	Drain Size	Type	Weight (lb/kg)	Capacity (lb) Exhaust Stream/Hr at Atmospheric Pressure (14.7 psia)	Capacity (SCFM) Exhaust Air at Atmospheric Pressure (14.7 psia)
2-1/2	2.5 / 63	8.62 / 219	16 / 406	1	NPT	55 / 25	1000	280
3	3 / 76	10.75 / 273	19 / 483	1-1/2	NPT	65 / 30	1600	410
4	4 / 102	14 / 356	24 / 610	1-1/2	NPT	100 / 45	2700	700
5	5 / 127	16 / 406	26 / 660	1-1/2	NPT	130 / 59	4000	1100
6	6 / 152	18 / 457	30 / 762	1-1/2	NPT	140 / 64	6000	1700
8	8 / 203	20 / 508	36 / 914	2	NPT	240 / 109	10,500	2900
10	10 / 254	24 / 610	42 / 1067	2	NPT	390 / 177	16,000	4500
12	12 / 305	30 / 762	48 / 1219	2-1/2	NPT	550 / 250	24,000	6500
14	14 / 356	36 / 914	54 / 1372	2-1/2	NPT	700 / 341	34,000	8800
16	16 / 406	40 / 1016	60 / 1524	3	NPT	850 / 386	44,000	11,500
18	18 / 457	42 / 1067	66 / 1676	3	NPT	1175 / 534	52,000	14,500
20	20 / 508	48 / 1219	72 / 1829	3	NPT	1500 / 682	66,000	17,000
24	24 / 610	54 / 1372	84 / 2134	4	Flanged	1850 / 841	94,000	26,000
30	30 / 762	72 / 1829	102 / 2591	4	Flanged	2100 / 955	145,000	40,000
36	36 / 914	78 / 1981	112 / 2845	4	Flanged	4500 / 2045	210,000	55,000
42	42 / 1067	96 / 2438	130 / 3302	4	Flanged	6100 / 2773	290,000	76,000
48	48 / 1219	102 / 2591	148 / 3760	4	Flanged	7800 / 3545	375,000	99,000



For more information:

WEB: FLTR.com.au PHONE: (+61) 1300 62 4020 EMAIL: info@FLTR.com.au SKYPE: Purple.Engineering