

# FA

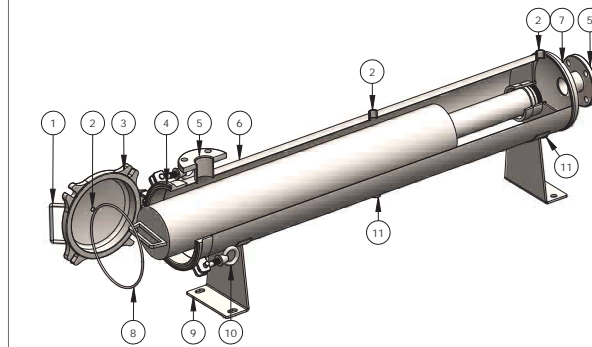
## High Flow Single Filter Cartridge Housing



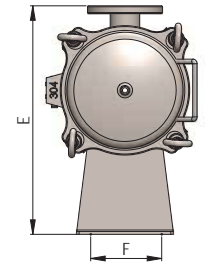
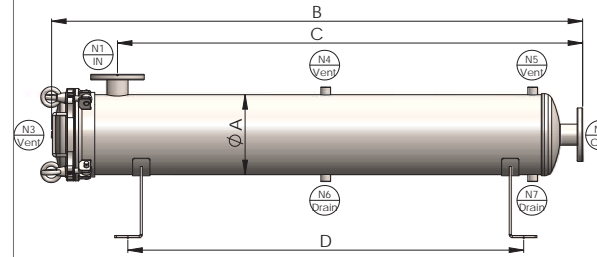
設計壓力 15 kgf/cm<sup>2</sup> | 最大操作壓力 15 kgf/cm<sup>2</sup>  
 Design P. 225 psi | Max Operating P. 225 psi  
 設計溫度 100°C | 操作溫度 75°C  
 Design T. | Operating T.

選購配件 大流量濾芯、700 型濾芯、3M 濾芯、PALL 濾芯  
 Accessory High Flow Cartridge, Pall-Max, 700-Cartridge

FA	4	4	3H	2	10K	E	EA
產品型號	濾心長度	產品材質	濾心接頭	進出口尺寸	進出口規格	O 環材質	外 / 內表面處理
Model	Length	Material	Adapters	Inlet & Outlet Size	Inlet & Outlet Type	O-ring	Exterior / Interior Surface Finishing
	4-40" 6-60"	4-304 6-316 6L-316L	3H-3M High flow 37-3M 700 PM-Pall Max	21-1/2" 43-3/4" 1-1" 121-1-1/2" 2-2" 221-2-1/2" 3-3"	150P-ANSI 10K-JIS PN10-DIN C-CLAMP PF-PTF NF-NPTF PM-PTM NM-NPTM	E-EPDM N-NBR V-VITON S-SILICON TS-TEFLON+SILICON	A- 酸洗 ACID-Washing E- 電解 Electrolyze P- 拋光 Polishing S- 噴砂 Sand Blasting



No.	Description
1	Handle
2	Vent
3	Top cover
4	Shell flange
5	Port(Outlet/Inlet)
6	Shell
7	Bottom cover
8	O-ring
9	Support leg
10	Eye bolt
11	Drain



型式 Model	濾心長度 Length	A m/m	B m/m	C m/m	D m/m	E m/m	F m/m	流量 M <sup>3</sup> /Hr	重量 Weight
1FA	40"	Ø232	1349	1540	1120	476	160	94	50kg
1FA	60"	Ø232	2150	1959	1730	476	160	140	57kg