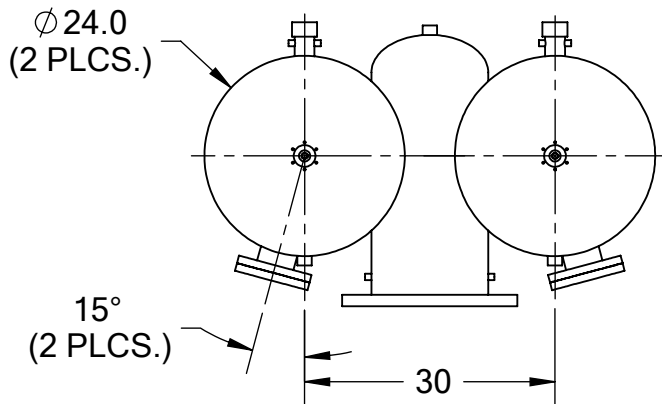
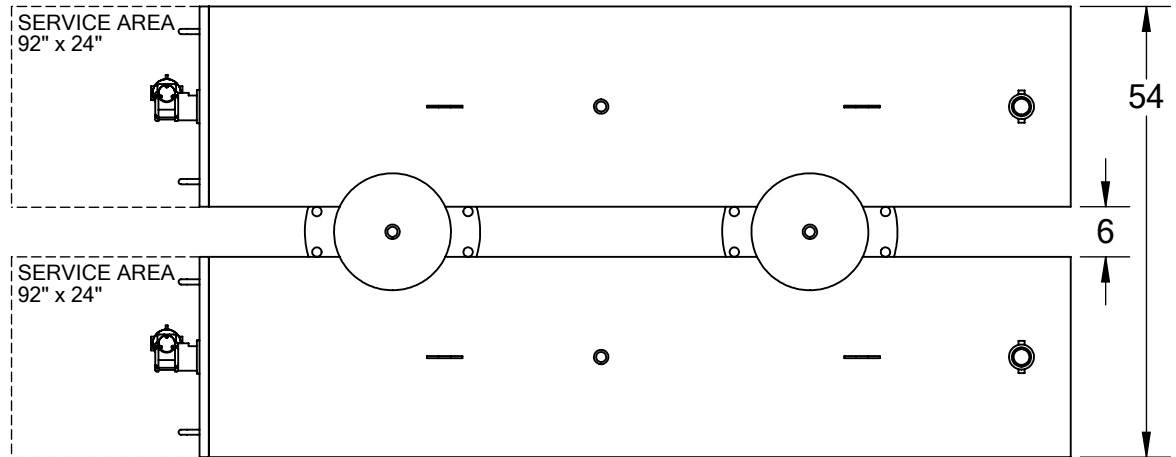


**FRONT VIEW**

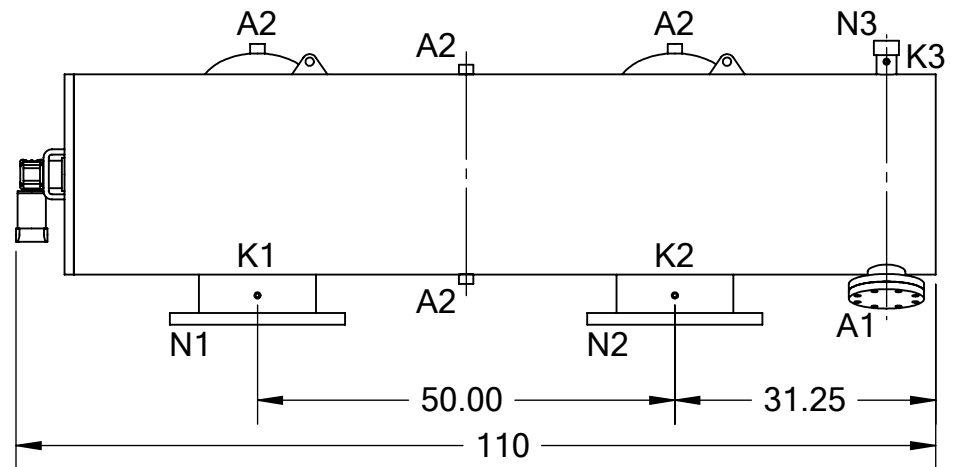


**BACK VIEW**

REVISIONS				
REV.	ZONE	DESCRIPTION	DATE	INITIAL



**TOP VIEW**



**SIDE VIEW**

**TECHNICAL DATA**

FLOW RATE	MAX. 12,000 GPM (2,725 m <sup>3</sup> /hr)
SCREEN SIZE	___ MICRON
SCREEN AREA	32.0 SQ. FT. (2 x 16.0 SQ. FT.)
DESIGN TEMPERATURE	160 °F
DESIGN PRESSURE	150 PSI
EMPTY WEIGHT	~3,000 LBS.
FULL WEIGHT	~4,750 LBS.

NOZZLE	CONNECTION	TYPE	SIZE	RATING
A1	SERVICE PORT	FLANGED	4" ASA(2)	CL. #150 F.F. w/ Blind
A2	PRESSURE RELEASE	THREADED	1" NPT(6)	
K1	HIGH PRESSURE CONN.	THREADED	1/4" NPT(2)	CLASS #150 F.F.S.O.
K2	LOW PRESSURE CONN.	THREADED	1/4" NPT(2)	
K3	HYDRAULIC CONN.	THREADED	1/4" NPT(4)	
N1	INLET	FLANGED	14" ASA	CLASS #150 F.F.S.O.
N2	OUTLET	FLANGED	14" ASA	
N3	FLUSH OUTLET	THREADED	2" NPT(2)	

TOLERANCES (UNLESS OTHERWISE SPECIFIED)	
FRAC. ±1/16	ANGLE ±1°
.X ±.1	
.XX ±.05	
.XXX ±.010	



<b>MATERIAL:</b> SST	<b>TITLE:</b> LPF14-TLP FILTER, CUT DRAWING
<b>DRAWN BY:</b> S. PERKINSON	
<b>DATE:</b> 05/16/12	<b>DRAWING NUMBER</b> LPF-14TLP-CUT-01
<b>SCALE:</b> 1:23	
<b>SHEET:</b> 1 OF 1	<b>REV</b> N/A