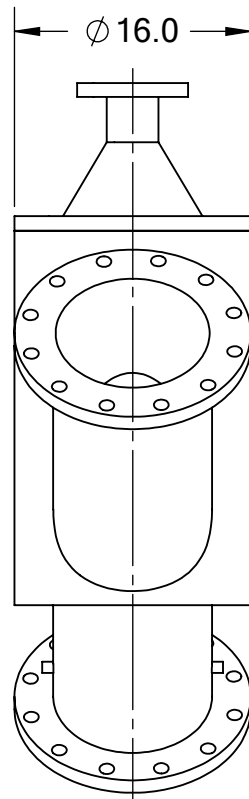
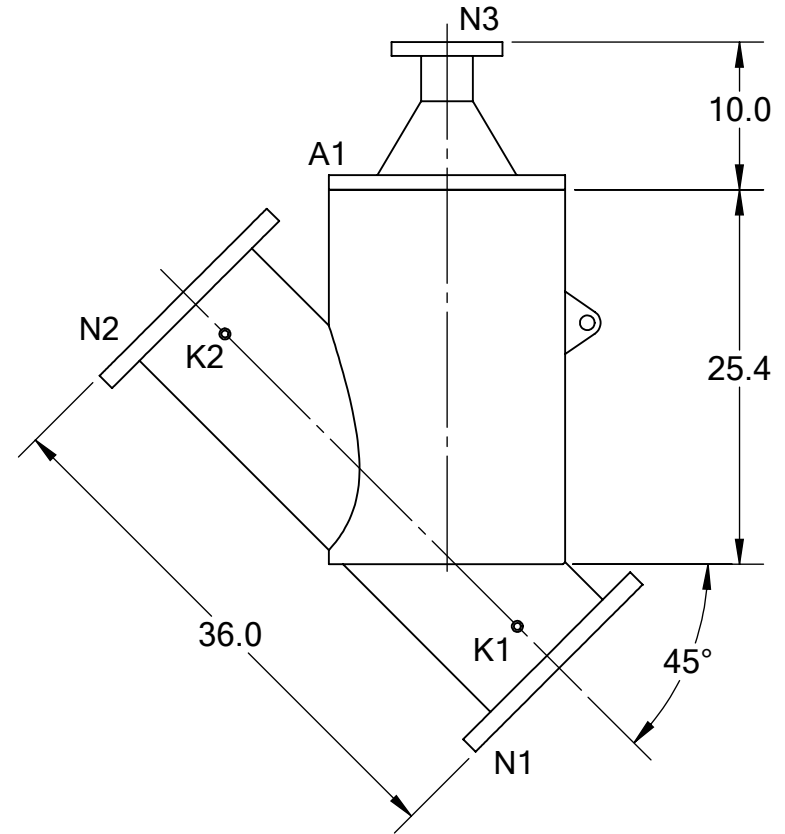


REVISIONS				
REV.	ZONE	DESCRIPTION	DATE	INITIAL
1	1B, 2B	CHANGED "WORKING" TO "DESIGN" & TEMPERATURE FROM 200°F TO 160°F IN TECHNICAL DATA TABLE.	01/03/13	S.P.



**FRONT VIEW**



**SIDE VIEW**

**TECHNICAL DATA**

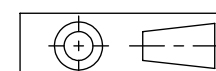
FLOW RATE	MAX. 1,750 GPM (397 m <sup>3</sup> /hr)
SCREEN SIZE	___ MICRON
SCREEN AREA	5.6 SQ. FEET
DESIGN TEMPERATURE	160 °F
DESIGN PRESSURE	150 PSI
EMPTY WEIGHT	~300 LBS.
FULL WEIGHT	~500 LBS.

NOZZLE	CONNECTION	TYPE	SIZE	RATING
A1	SERVICE PORT	FLANGED	16"	
K1	HIGH PRESSURE CONN.	THREADED	1/4" NPT(2)	
K2	LOW PRESSURE CONN.	THREADED	1/4" NPT(2)	
N1	INLET	FLANGED	10" ASA	CLASS #150 F.F.S.O.
N2	OUTLET	FLANGED	10" ASA	CLASS #150 F.F.S.O.
N3	FLUSH OUTLET	FLANGED	3" ASA	CLASS #150 F.F.S.O.

**TOLERANCES (UNLESS OTHERWISE SPECIFIED)**

FRAC. ±1/16  
.X ±.1  
.XX ±.05  
.XXX ±.010

ANGLE ±1°



**MATERIAL:** SST

**DRAWN BY:** S. PERKINSON

**DATE:** 07/16/12

**SCALE:** 1:13 **SHEET:** 1 OF 1



**TITLE:** CSF10 FILTER WITH 3" FLANGED FLUSH OUTLET, CUT DRAWING

DRAWING NUMBER	REV
CSF-10-CUT-02	1