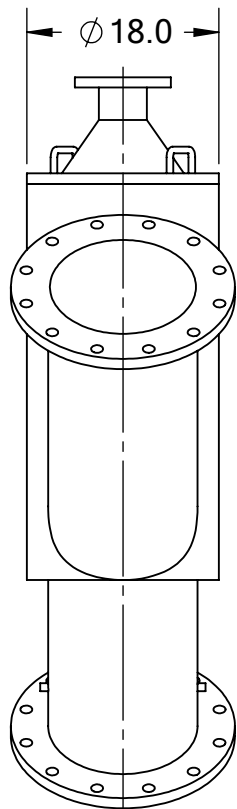
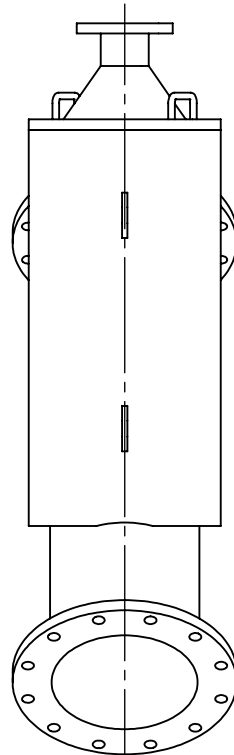


REVISIONS				
REV.	ZONE	DESCRIPTION	DATE	INITIAL
1	4A	CORRECTED FLUSH OUTLET FROM "NPT" TO "ASA".	03/29/13	S.P.

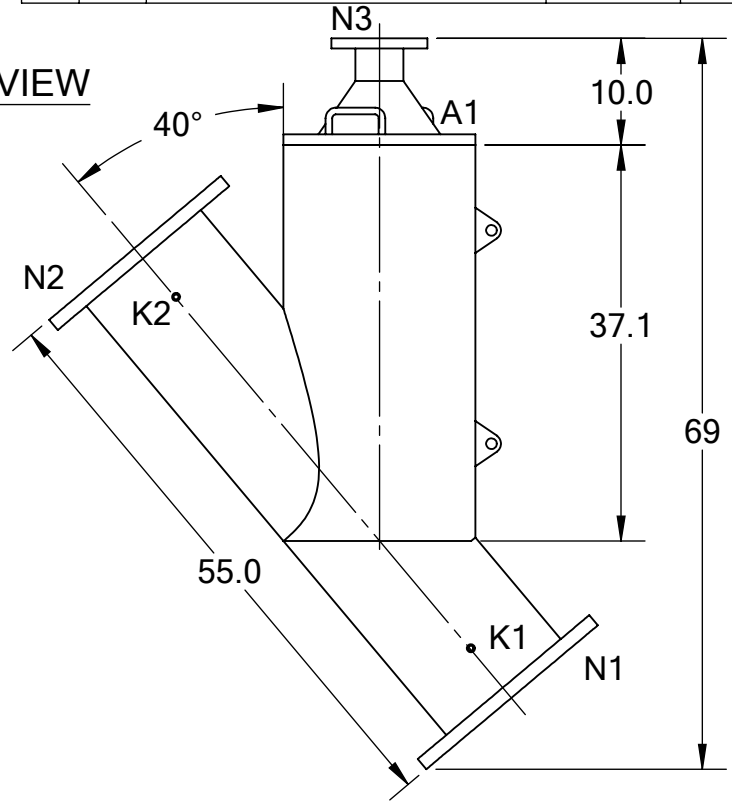


**FRONT VIEW**



**BACK VIEW**

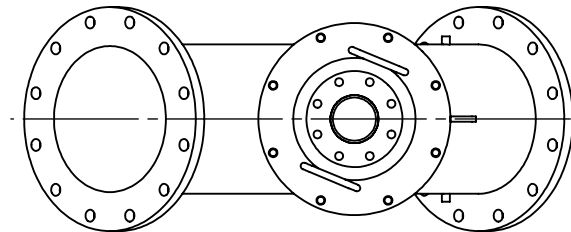
**SIDE VIEW**



**TECHNICAL DATA**

FLOW RATE	MAX. 4,000 GPM (908 m <sup>3</sup> /hr)
SCREEN SIZE	___ MICRON
SCREEN AREA	9.5 SQ. FEET
DESIGN TEMPERATURE	160 °F
DESIGN PRESSURE	150 PSI
EMPTY WEIGHT	~500 LBS.
FULL WEIGHT	~1,075 LBS.

**TOP VIEW**

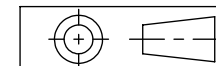


NOZZLE	CONNECTION	TYPE	SIZE	RATING
A1	SERVICE PORT	FLANGED	18" ASA	
K1	HIGH PRESSURE CONN.	THREADED	1/4" NPT(2)	
K2	LOW PRESSURE CONN.	THREADED	1/4" NPT(2)	
N1	INLET	FLANGED	14" ASA	CLASS #150 F.F.S.O.
N2	OUTLET	FLANGED	14" ASA	CLASS #150 F.F.S.O.
N3	FLUSH OUTLET	FLANGED	4" ASA	CLASS #150 F.F.S.O.

**TOLERANCES (UNLESS OTHERWISE SPECIFIED)**

FRAC. ±1/16  
 .X ±.1  
 .XX ±.05  
 .XXX ±.010

ANGLE ±1°



**MATERIAL:**

SST

**DRAWN BY:**

S. PERKINSON

**DATE:**

07/20/12

**SCALE:**

1:18

**SHEET:**

1 OF 1



**TITLE:**

CSF14 FILTER WITH  
 4" FLANGED FLUSH OUTLET,  
 CUT DRAWING

**DRAWING NUMBER**

CSF-14-CUT-01

**REV**

1