

For Residential and Commercial Applications

Job Name _____

Contractor _____

Job Location _____

Approval _____

Engineer _____

Contractor's P.O. No. _____

Approval _____

Representative _____

LEAD FREE*

Series 77S M1 Cast Iron, Wye-Pattern Strainers

Sizes: ¼" – 3"

The Series 77S Threaded, Wye-Pattern, Cast Iron Strainers are manufactured by Watts. These strainers are designed to protect system components from dirt, rust, and other damaging debris in the piping system. Series 77S are used in steam and liquid applications. They are furnished with a machined seat that allows the screen to be self-aligning to assure a perfect fit. All sizes come with a PTFE gasket, threaded screen retainer cap, tapped blowdown connection, and an easily removable stainless steel screen. Blowdown plug is not furnished.

Features

- Cast iron body
- Wye-pattern
- Tapped retainer cap
- Threaded connections

Pressure – Temperature

Maximum Working Pressure:

400psi (27.6 bar) at 150°F (66°C) WOG

250psi (17.2 bar) at 406°F (208°C) WSP

Specifications

A wye-pattern cast iron strainer to be installed as indicated on the plans. The strainer must have a tapped retainer cap and threaded end connections. Strainer shall be rated to 400psi (27.6 bar) WOG at 150°F (66°C); 250psi (17.2 bar) WSP at 406°F (208°C). Strainer shall be a Watts Series 77S.

Standards

Complies with MIL-S-16293 Type 1


Materials

Body: ASTM A-126 Class B cast iron

Retainer Cap: ASTM A-126 Class B cast iron

Screen: Stainless Steel

Gasket: PTFE



77S

Please refer to watts.com for BAA information on specific models.

NOTICE

The information contained herein is not intended to replace the full product installation and safety information available or the experience of a trained product installer. You are required to thoroughly read all installation instructions and product safety information before beginning the installation of this product.

NOTICE

Inquire with governing authorities for local installation requirements

*The wetted surface of this product contacted by consumable water contains less than 0.25% of lead by weight.



Watts product specifications in U.S. customary units and metric are approximate and are provided for reference only. For precise measurements, please contact Watts Technical Service. Watts reserves the right to change or modify product design, construction, specifications, or materials without prior notice and without incurring any obligation to make such changes and modifications on Watts products previously or subsequently sold.

Standard Screens

SIZE <i>in.</i>	SCREEN OPENINGS	MATERIALS
1/4 - 2 1/2	20 mesh	304SS
3	3/64" perf	304SS

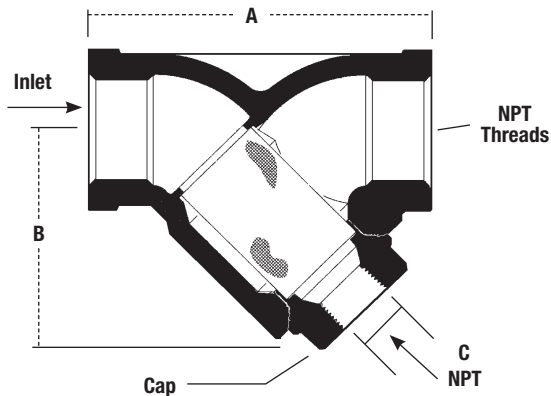
Options

Wire mesh liners:

304 stainless steel
(#40, #60, #80, #100)

Screens:

2 1/2"-3" (65-80mm)
1/32", 1/16", 1/8" (.8, 1.6, 3.2mm)

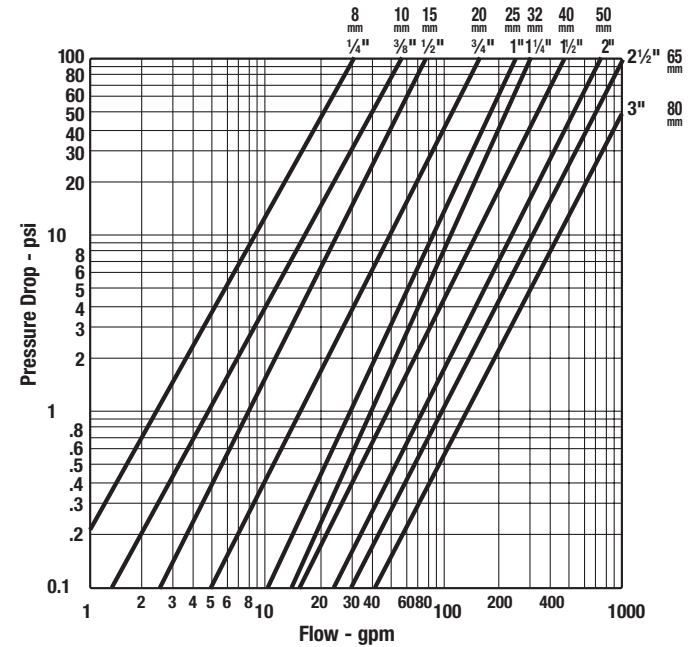


Performance Data

1/4" - 2 1/2": #20 Mesh screen

3": 3/64" perforated screen

For performance data for nonstandard screens and liners, please consult factory.



Conversions:

For gpm to lpm, multiply by 3.8.
For psi to bar, multiply by .069

Dimensions - Weights

MODEL	SIZE	DIMENSIONS						WEIGHT	
		A			B		C (NPT)		lbs.
	<i>in.</i>	<i>in.</i>	<i>mm</i>	<i>in.</i>	<i>mm</i>	<i>in.</i>	<i>mm</i>		
77S M1	1/4	3	76	2 1/4	57	3/8	10	1.3	.6
77S M1	3/8	3	76	2 1/4	57	3/8	10	1.3	.6
77S M1	1/2	3	76	2 1/4	57	3/8	10	1.3	.6
77S M1	3/4	3 5/16	84	2 7/16	62	1/2	15	1.7	.8
77S M1	1	4 1/2	114	3	76	3/4	20	3.7	1.7
77S M1	1 1/4	5 3/16	132	3 3/4	83	3/4	20	4.6	2.1
77S M1	1 1/2	5 7/8	149	3 9/16	97	3/4	20	6.4	2.9
77S M1	2	6 3/16	157	5 1/4	133	3/4	20	11.6	5.3
77S M1	2 1/2	8 3/16	208	5 5/8	130	1	25	15.5	7.0
77S M1	3	10 9/16	259	6 3/16	157	1 1/2	40	26.0	11.8

