

Discharge Oil Mist Filters

HDL Series 1" - 2 1/2"

Benefits

- Easy field maintenance
- Pleated filter element provides increased surface area for low back pressure separation of ultra-fine oil mists
- Waste oil can be recycled

Features

- Captures oil fog, mist or aerosol from exhaust of oil sealed vacuum pumps
- Seamless drawn housings
- O-ring sealed housings
- Corrosive resistant white powder coat carbon steel
- Discharge baffle
- 1/4" NPSC for external drain

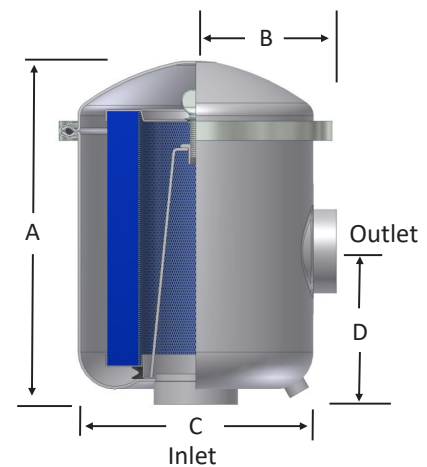

Technical Specifications

- 0.3 micron media; 99.97% efficiency
- Continuous operating temp: 20°C (68°F) up to 80°C (180°F)
- Mounted vertically
- Pressure rating: 0.35 bar

Options



- Nonstandard finishes
- Lower back pressure media
- Application specific gaskets/seals
- Custom connections
- Stainless steel housings (select models)



Inlet/Outlet Size	Type	Assembly m ³ /hr Rating	Housing Config.	Assembly Part Number	Dimensions - mm				Suggested Service ht. mm	Approx. Weight (kg)	Replacement Element Part No.	Element m ³ /hr Rating
					A	B	C	D				
1"	BSPP	68	A	HDL-PSG848-101HC	171	105	187	108	133	2	PSG848	85
1 1/4"	BSPP	85	A	HDL-PSG848-126HC	171	105	187	108	133	2	PSG848	85
1 1/2"	BSPP	85	A	HDL-PSG848-151HC	171	105	187	108	133	2	PSG848	85
2"	BSPP	213	B	HDL-PSG850/1-201HC	286	117	227	127	235	7	PSG850/1	213
2"	BSPP	298	C	HDL-PSG860/1-201HC	443	117	227	127	368	14	PSG860/1	340
2 1/2"	BSPP	425	B	HDL-PSG244/2-251HC	363	185	346	182	254	16	PSG244/2	510

See Oil Mist Discharge Filter Technical Data for sizing guidelines.

Rev: EU2407BA

Discharge Oil Mist Filters

HDL Series 3" - 4", DN125 - DN200

Benefits

- Large oil holding capacity and easy field maintenance
- Pleated filter element provides increased surface area for low back pressure separation of ultra-fine oil mists
- Multiple separation stages in single element design
- Waste oil can be recycled

Features

- Captures oil fog, mist or aerosol from exhaust of oil sealed vacuum pumps
- O-ring sealed housings
- Corrosive resistant white powder coat carbon steel
- 1/2" BSPP for external drain

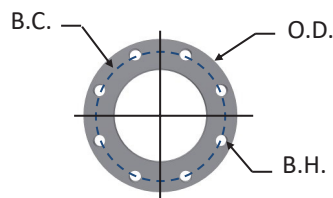

Technical Specifications

- 0.3 micron media; 99.97% efficiency
- Continuous operating temp: 20°C (68°F) up to 80°C (180°F)
- Mounted vertically
- Pressure rating: 0.5 bar

Options



- Various nonstandard finishes and connection styles
- Lower back pressure media
- Application specific gaskets/seals
- Stainless steel housings
- Nameplate bracket
- Lifting lugs



O.D.: Outside Diameter
B.C.: Bolt Circle
B.H.: Bolt Hole

PN10 Pattern Flange	Dimensions - mm			No. of Holes	Flange Thickness mm
	O.D.	B.C.	B.H.		
DN125	250	210	18	8	22
DN150	285	240	22	8	24
DN200	340	295	22	8	24

Inlet/Outlet		Assembly m ³ /hr Rating	Assembly Part Number	Dimensions - mm				Suggested Service ht. mm	Approx. Weight (kg)	Replacement Element Part No.	Element m ³ /hr Rating
Size	Type			A	B	C	D				
3"	BSPT	510	HDL-PSG344/2-301	819	229	378	572	381	34	PSG344/2	850
4"	BSPT	850	HDL-PSG344/2-401	819	229	378	572	381	35	PSG344/2	850
DN125	FLG	1360	HDL-PSG474/2-DN125	999	305	470	775	559	72	PSG474/2	1870
DN150	FLG	1870	HDL-PSG474/2G-DN150	999	305	470	775	559	72	PSG474/2G	1870
DN200	FLG	3060	HDL-PSG476G-DN200	1202	356	572	826	559	81	PSG476G	3060

See Oil Mist Discharge Filter Technical Data for sizing guidelines.

Rev: EU2407BA

For more information:

WEB: FLTR.com.au PHONE: (+61) 1300 62 4020 EMAIL: info@FLTR.com.au SKYPE: Purple.Engineering

